

Technical spreadsheet

UBI Basic - LASER MARKING SYSTEM

Safety class 1


The system

Laser system for small and medium size productions including a **Micro aWave** source which allows to create markings comparable to a 20W fiber laser on many materials. The external protective structure is extremely compact, ideal for positioning on a work bench. The loading door opening and closing system is manual with a magnetic locking system while the internal Z axis is electric and can be driven by a button. Large certified inspection windows on three sides offer a complete view of the internal loading chamber for checking marking activities. **UBI Basic** is a **SIL3 safety Class 1 device**.

UBI Basic, requires a PC, not included.



System layout



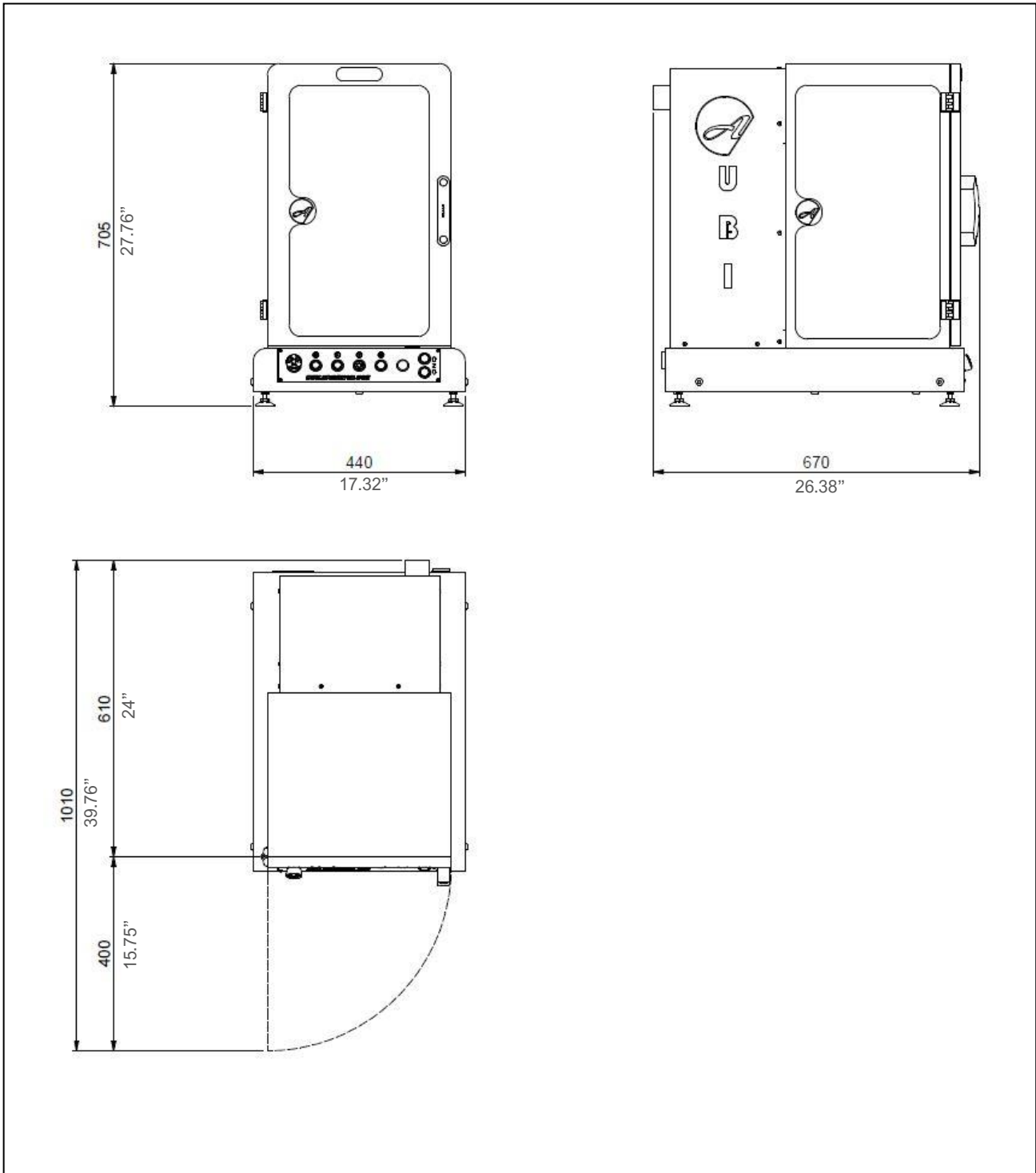
Accessories

- Rotating micro THETA axis
- metal piece detection system
- tags positioning system
- fume/dust extractor

Automator UBI Basic – Laser marking system

- Double pointer FocusFinder
- F100 lens
- Communication protocols: Profinet, Profibus, Ethernet IP

Technical drawing



Automator UBI Basic – Laser marking system

Technical data

Dimensions: LxWxH (mm • in):	670x440x705 - (26.38x17.32x27.76)
Weight (kg • lb):	42 • 92,5
Loading area WxH (mm • in):	340x550 - (13.38x21.65)
Maximum item markable height (mm • in):	see below
Optical isolator:	YES
Working area illumination:	YES
Door opening:	manual
Z axis drive mode:	electrical
Working temperature (°C • °F):	+15 / +39 - 32 / 100.4
Store temperature (°C • °F):	+5 / +60 - 14 / 140
Humidity (%):	30 - 85
Cooling system:	Air
Connectivity:	Power supply - RJ45 door
Directive 2011/65/EC - Restriction of Hazardous Substances (RoHS):	Respectful
Safety class:	1
MTBF (Working hours):	140000
IP Certification of the cover: (CEI70-1)	30
Optional axis available	Rotating micro THETA

Laser source

Ubi Basic sets a laser source with self-adjusting frequency. Belonging to the new α -Wave™ products family, exclusive Automator technology, the **UBI Basic** source was built by-passing the concept of "power", being able to mark, depending on the materials and applications, with performance comparable to that of a 20W fiber. And this guarantees excellent results on plastics, metals, anodized, ceramic, polycarbonate, painted and much more



Laser Source Shutter

UBI Basic integrates a shutter housing: this electro-mechanical actuator provides a millisecond shutter operation. During marking, the shutter stays in an open position and then closes when the operation is completed providing a safe condition of lockout. The shutter movement can be controlled by the laser hardware/software or by the I/O signals. An integrated certified safety sensor detects the shutter blade position in the housing, providing a critical information that confirms the state of the shutter position.

Automator UBI Basic – Laser marking system

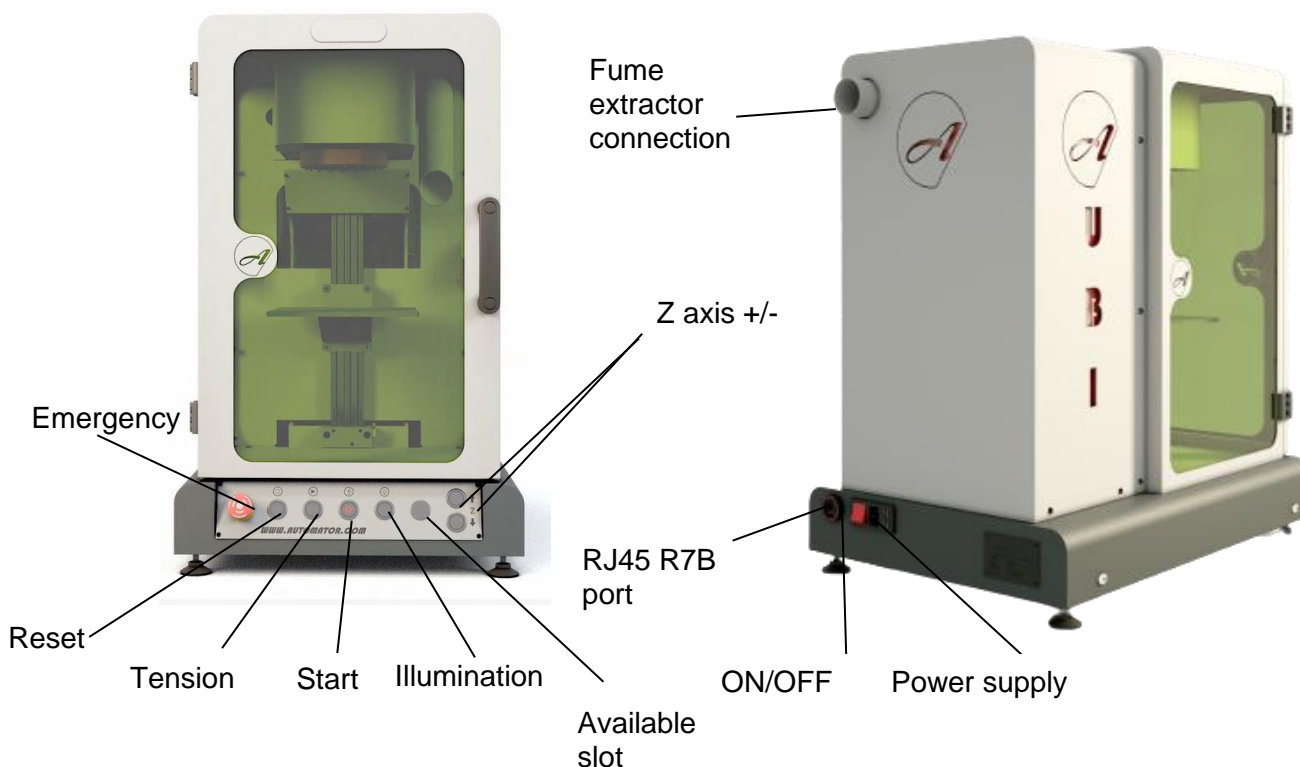
Vertical axis

UBI Basic sets an electric Z axis with a large base (200x200 mm 7,9x7,9 inches) for an easy setting of the piece to be marked, for a maximum weight of 5 Kg or 11 lbs.

Red diode

Inside the loading area, the laser source is equipped with a visible red light at 632 nm (class III), with about 2 mW in power, used as a pointer, to preview the marking area directly on the surface of the piece.

Connectivity and control panel



Available lenses

Optional Lens F100	Flat field – marking area 60x60mm • 2.36"x2.36"
Standard Lens F160	Flat field – marking area 110x110 mm • 4,33"x4,33"
Standard Lens F254	Flat field – marking area 180x180 mm • 7"x7"

Focal distances

Optional Lens F100	120mm • 4.72"
Standard Lens F160	198mm • 7.80"
Standard Lens F254	301mm • 11.85"

Maximum item height

Optional Lens F100	180 mm • 7.1"
Standard Lens F160	100 mm • 3,9"
Standard Lens F254	20 mm • 0,8"

Automator UBI Basic – Laser marking system

EuGenius™ Software

EuGenius Software has been projected and developed by Automator highly specialized team, consolidating the marked requests in the long term marking knowhow of more than 80 years in marking.

Versatile in the applications and friendly to use, even by operators without highly technical specific training, such as CAD knowledge.

- Multilanguage menu
- Management barcode "Datamatrix", 2D code, QR code, PDF Queues
- Easy import of vector drawings, DXF

- Easy import of raster graphics, BMP, JPEG, .JPG, GIF
- Complete set of laser parameters such as speed or power laser
- Texts, Text arcs, text on curved lines,
- Lines, rectangles, polygons, circles and arcs
- TTF Font ® (windows property)
- Graphic preview
- Texts with date, serial numbers, shift codes and year/month/day
- Multi fillings or single profile markings
- Templates (object to be marked as background)
- Proportion scale, move, rotate, group creation of each object on the screen
- Quick Test for an easy identification of the best laser parameters
- Automation & object tiling
- External axis commanded by software
- Shutter control
- Easy diagnosis of troubleshootings

*TRADEMARKS

Automator, UBI, aWave™, Micro THETA are registered trademarks of Automator International Srl.
ProfiBus and PrfiNet are registered trademarks of PI
Ethernet/IP is a registered trademarks of Rockwell Automation.